

ATTENUATOR CHIP

DC - 4 GHz PCAF



MODELS: PCAF-X, PCAF-TX, PCAF-HX, PCAF-GX

SPECIFICATIONS:

Electrical:

Frequency Range _____ DC - 4 GHz
 Nominal Impedance _____ 50 Ohms
 Standard dB Values _____ 0 thru 20 dB
 Attenuation Accuracy (dB)

dB Value	DC-4 GHz
0	+0.5/-0
1-6	±0.5
7-10	±0.5
11-15	±0.75
15-20	±1.00

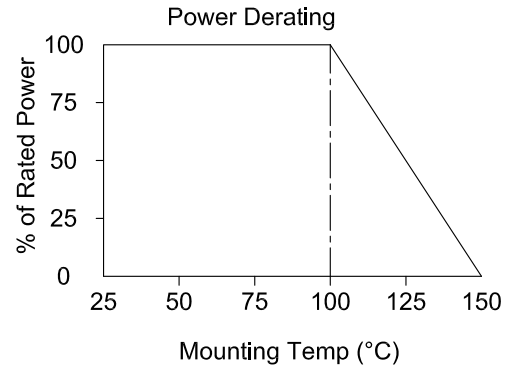
VSWR

DC - 4 GHz _____ 1.25:1 Max.

Rated Power (20dB Value) _____ 1.5W Avg.
 dB Value Specific

Attenuation Stability _____ 0.0001 dB/dB/°C

Operating Temp. Range _____ -55°C to +150°C



Mechanical:


Substrate _____ Alumina
 Solderable Terminals _____ Electroplated Silver over Nickel
 See "How to Order" for Tinning & other options

HOW TO ORDER:

Model Number: **PCAF-YX**

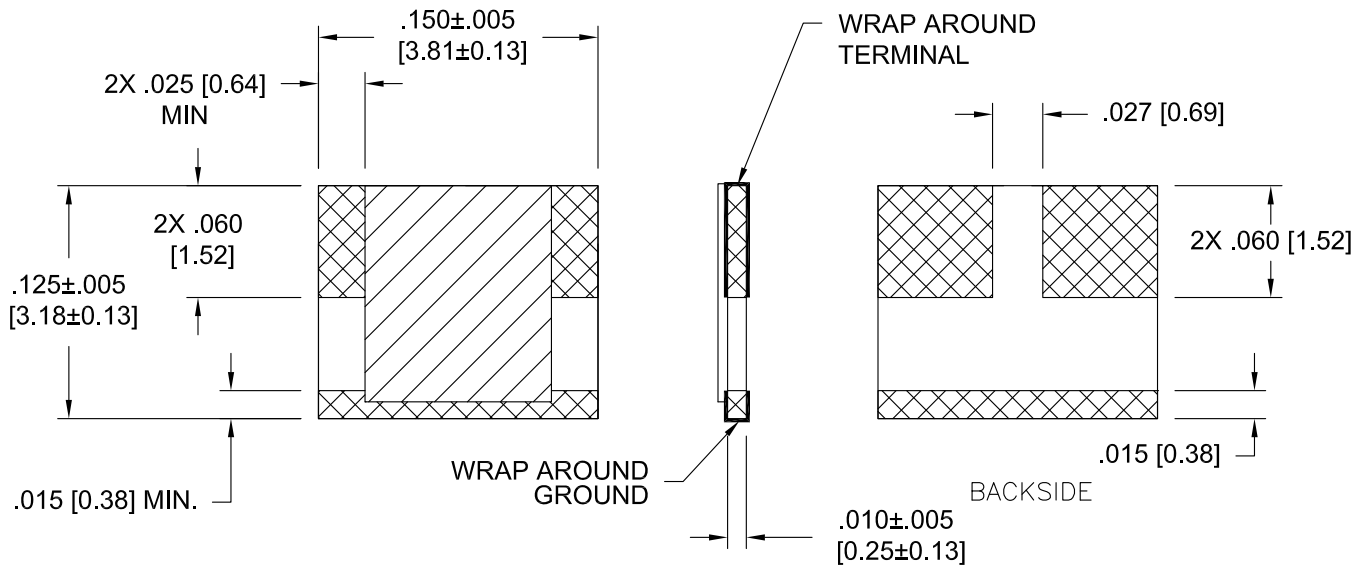
- Terminal Options
- = Silver over Nickel
- T = Tin Lead Solder
- H = Lead Free Solder
- G = Gold Plated

dB Value



Model Number: **PCAF-YX**

TOLERANCE .XXX = ±.010



Dimensions are for substrate only and do not include terminal thickness or optional tinning thickness.

Note: Dimensions in Brackets are Expressed in Millimeters and are for Reference Only.
 Design specifications are subject to change without notice.
 Contact factory for technical specifications before purchasing or use.