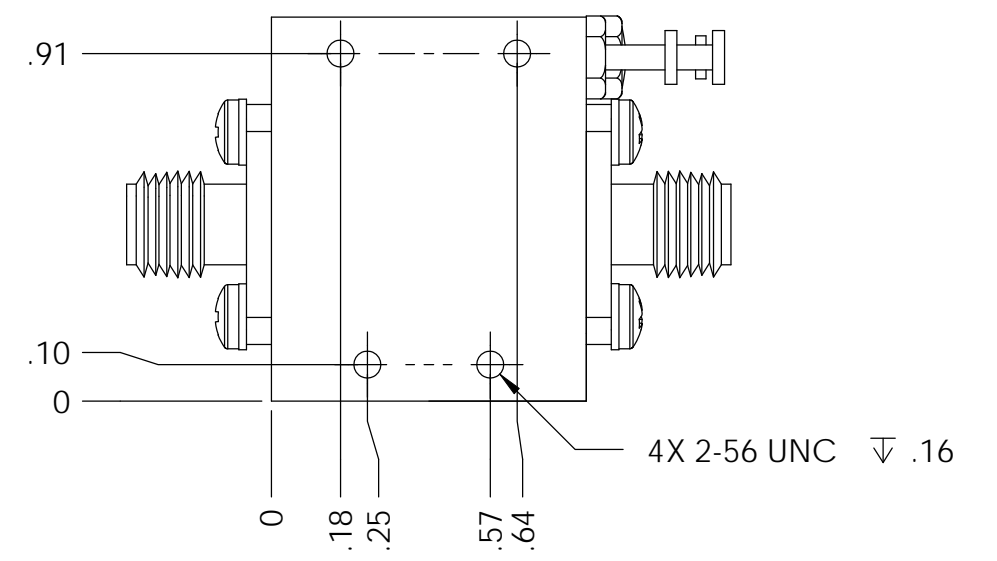
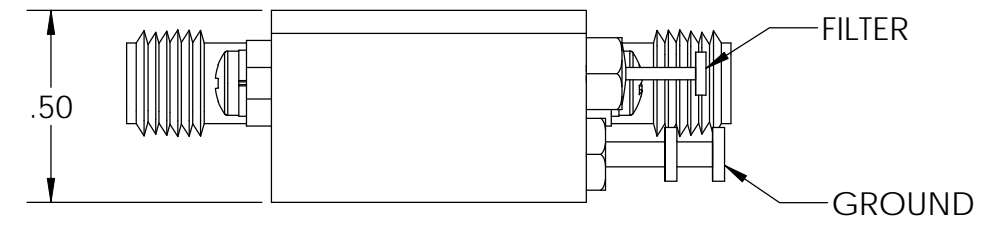
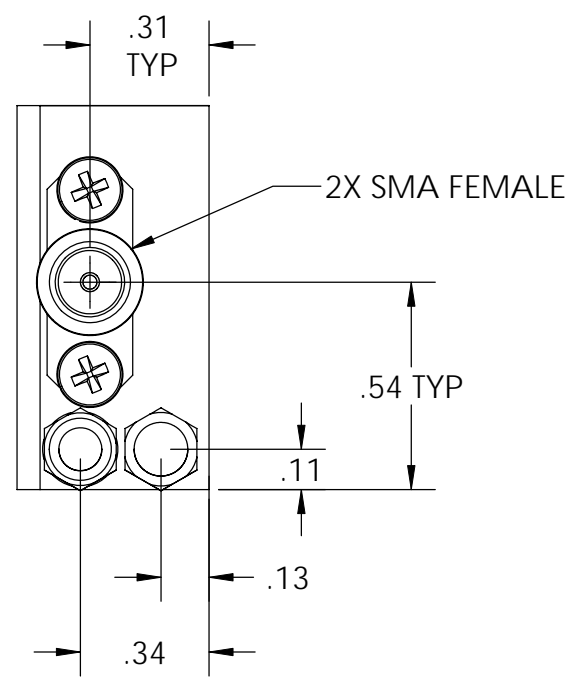
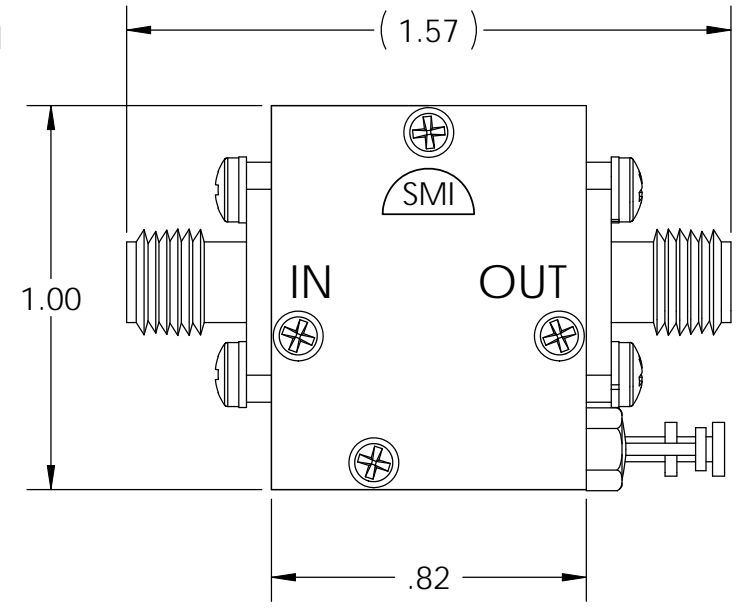


- NOTES:
- HOUSING: ALUMINUM
  - FINISH: NICKEL

REVISIONS				
ECN	REV.	DESCRIPTION	CHNG/DATE	APPVD/DATE
XXXX	P1-	PRELIMINARY RELEASE	2012/06/08	-



**CAUTION**  
 THIS ASSEMBLY CONTAINS PARTS SENSITIVE TO DAMAGE BY ELECTROSTATIC DISCHARGE (ESD). USE ESD PRECAUTIONARY PROCEDURES WHEN TOUCHING, REMOVING OR INSERTING

SEE SEPARATE PARTS LIST IN ELECTRONIC STORAGE

UNLESS OTHERWISE SPECIFIED		3rd ANGLE PROJECTION	
ANSI			
DRAWN WAR	CHECKED	DATE 2012/06/08	
ENGRG PH	MFG	2012/06/08	
QA			
* INTERPRET DRAWING IAW ASME Y14.100-2004			
* DIMENSIONING AND TOLERANCING IAW ASME Y14.5-1994			
* PARENTHETICAL INFORMATION FOR REFERENCE ONLY			
* DIMENSIONAL LIMITS APPLY BEFORE PROCESSES			
* DIMENSIONS ARE IN INCHES			
* TOLERANCES ARE: ANGLES ±1.0°		63	
* SURFACE FINISH		2 PLACE DECIMAL ±.02	
* REMOVE ALL BURRS AND SHARP EDGES .010 RAD MAX.		3 PLACE DECIMAL ±.005	
* CONCENTRICITY MACHINED DIA: .002 FIM			
* MACHINED TOOL MISMATCH: .002 MAX.			
DO NOT SCALE DRAWING			

SPECTRUM MICROWAVE, INC			
2707 Black Lake Place			
Philadelphia, PA 19154-1008 (USA)			
TITLE			
OUTLINE, STANDARD H1			
SIZE	CAGE CODE	DWG NO.	REV
B	60979	088-00317	P1
SCALE:	2:1	SHEET	1 OF 1

**SPECTRUM MICROWAVE PROPRIETARY INFORMATION**  
 THIS DOCUMENT IS THE SOLE PROPERTY OF SPECTRUM MICROWAVE, INC. THE RELEASE OF DATA CONTAINED IN THIS DOCUMENT AND THE REPRODUCTION OF THIS DOCUMENT, IN WHOLE OR IN PART, WITHOUT THE WRITTEN PERMISSION OF SPECTRUM MICROWAVE, INC ARE PROHIBITED.