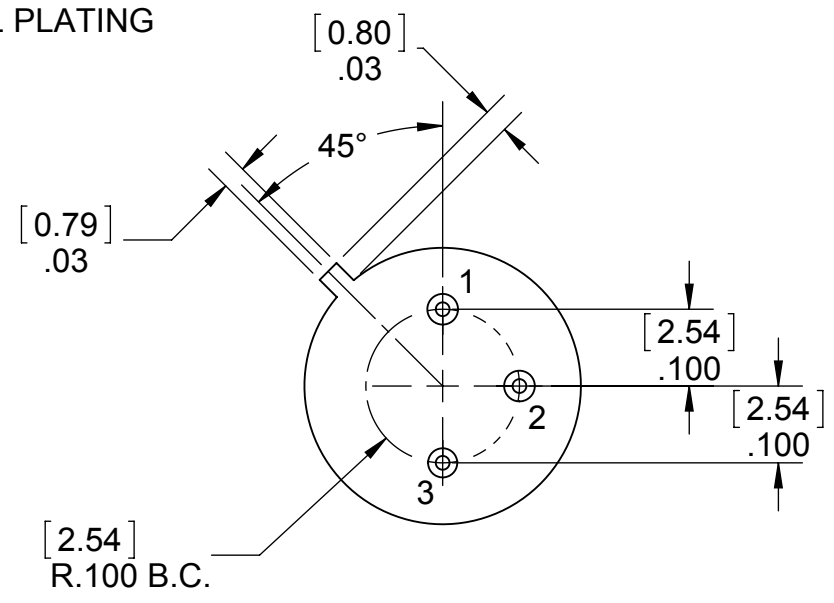


MATERIAL:

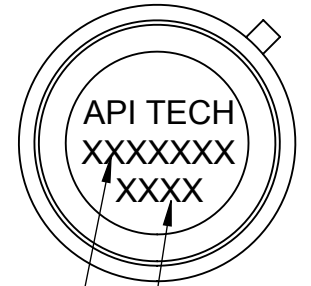
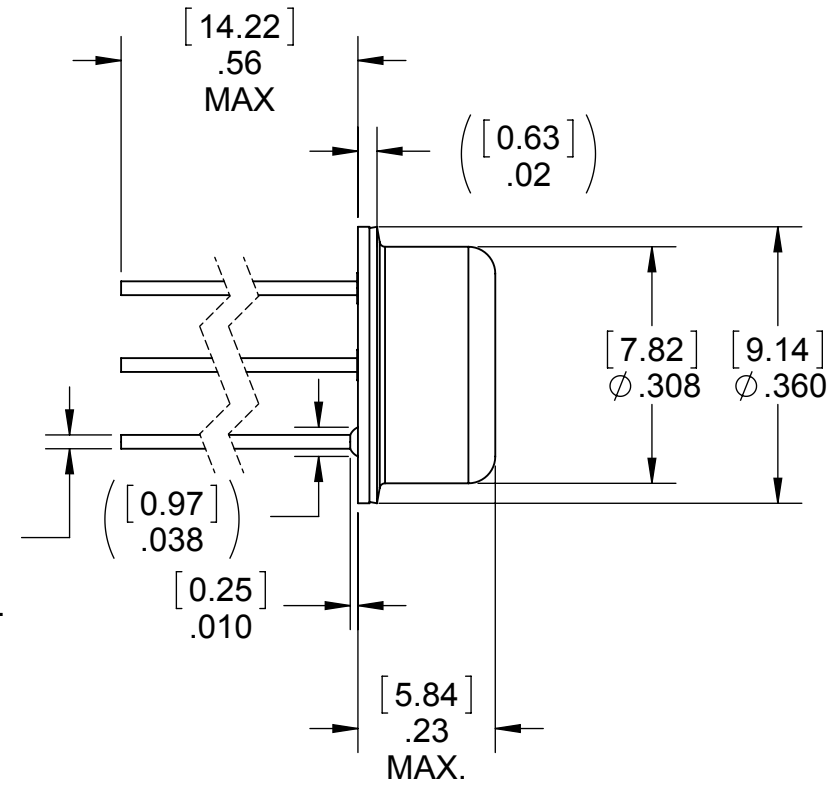
- 1. HEADER / LEADS - KOVAR
- 2. LID - NICKEL
- 3. FINISH:
HEADER / LEADS - GOLD/NICKEL PLATING
LID - NICKEL
- 4. DIMENSIONS ARE INCHES [mm]

TOLERANCE	
.XX	± .02 [.5]
.XXX	±.010 [.25]

AMPLIFIER
 PIN 1 - INPUT
 PIN 2 - OUTPUT
 PIN 3 - (GROUND) DC & RF



REVISIONS				
ZONE	REV.	DESCRIPTION	DATE	APPROVED
	P1	PRELIMINARY	2014-03-17	



[0.48]
 [0.41]
 Ø .019
 .016
 TYP 3 PLCS.

* COMPONENT HEIGHT MAY VARY
 ACCORDING TO SPECIFIC DEVICE
 CONSULT SPECTRUM MICROWAVE
 FOR ADDITIONAL INFORMATION
 IF REQUIRED

PRELIMINARY



CAUTION

**THIS ASSEMBLY CONTAINS PARTS SENSITIVE
 TO DAMAGE BY ELECTROSTATIC DISCHARGE (ESD).
 USE ESD PRECAUTIONARY PROCEDURES WHEN
 TOUCHING, REMOVING OR INSERTING**

API TECHNOLOGIES PROPRIETARY INFORMATION
 THIS DOCUMENT IS THE SOLE PROPERTY OF SPECTRUM
 MICROWAVE, INC. THE RELEASE OF DATA CONTAINED
 IN THIS DOCUMENT AND THE REPRODUCTION OF THIS
 DOCUMENT, IN WHOLE OR IN PART, WITHOUT THE
 WRITTEN PERMISSION OF API TECHNOLOGIES CORP.
 ARE PROHIBITED.

UNLESS OTHERWISE SPECIFIED <small>* INTERPRET DRAWING IAW ASME Y14.100-2004 * DIMENSIONING AND TOLERANCING IAW ASME Y14.5-1994 * PARENTHETICAL INFORMATION FOR REFERENCE ONLY * DIMENSIONAL LIMITS APPLY BEFORE PROCESSES</small>	3rd ANGLE PROJECTION						PHILADELPHIA OPERATIONS 2707 BLACK LAKE PLACE, PHILADELPHIA PA. 19154 (USA)		
	DRAWN WAR DATE 2014-03-17						OUTLINE TO-39 PACKAGE		
	CHECKED _____								
	ENGRG - -								
MFG _____		SIZE B	CAGE CODE 60979	DWG NO. 088-00423	REV P1				
QA KT 2012-04-17		SCALE: DO NOT SCALE		SHEET 1 OF 1					