

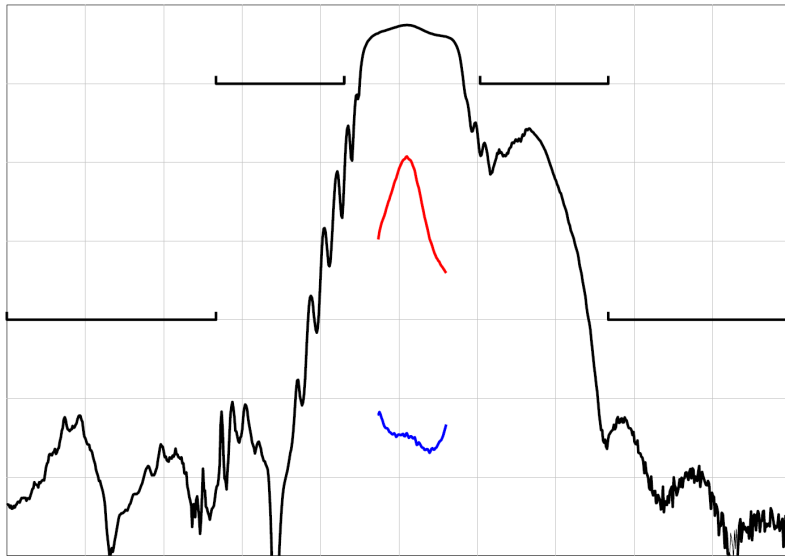
SF0755BA03158S

755 MHz SAW Filter, 26 MHz Bandwidth

Description

- 755 MHz SAW bandpass filter with 26 MHz bandwidth
- 3.8 x 3.8 mm LCC package
- RoHS compliant

Typical Performance



Horizontal:

Frequency

Center

750 MHz

Span

300 MHz

Vertical:

Magnitude:

10 dB/div

Magnitude:

1 dB/div

Group Delay:

5 deg/div

Specifications

Parameter	Min	Typ	Max	Units
Nominal Center Frequency FC	-	755	-	MHz
Passband	742	-	768	MHz
Maximum Insertion Loss over the Passband	-	4.1	4.2	dB
Absolute Delay	-	30	-	ns
Rejection (0.3 to 680 MHz) 1	40	51	-	dB
Rejection (680 to 729 MHz) 1	10	21	-	dB
Rejection (781 to 830 MHz) 1	10	15	-	dB
Rejection (830 to 1055 MHz) 1	40	52	-	dB
Rejection (1055 to 1205 MHz) 1	50	54	-	dB
Amplitude Variation over the Passband	-	1.6	1.7	dB p-p
Group Delay Ripple in Passband	-	15	100	ns p-p
Source/Load Impedance				ohms
Temperature Coefficient of Frequency, Tc 2	-	-70	-	ppm/°C
Ambient Temperature (Tref)	-	23	-	°C

Note:

1. Absolute level

2. Typical change of filter frequency response with temperature is $\Delta f = (T - T_{ref}) * T_c * F_c$.

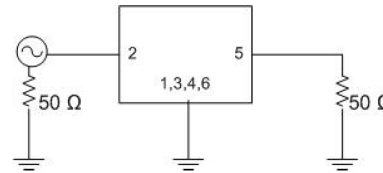
SF0755BA03158S

755 MHz SAW Filter, 26 MHz Bandwidth

Maximum Ratings

Parameter	Min	Max	Units
Storage Temperature Range	-45	85	°C
Operating Temperature Range	-20	55	°C
Input Power Level	-	10	dBm

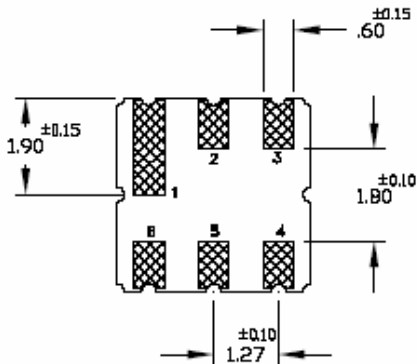
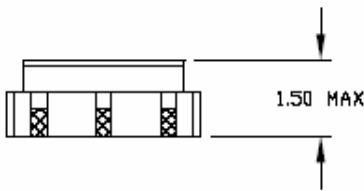
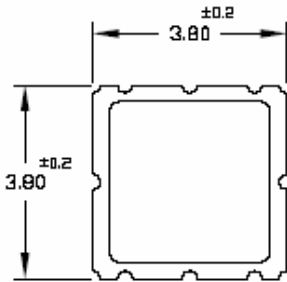
Matching Circuit



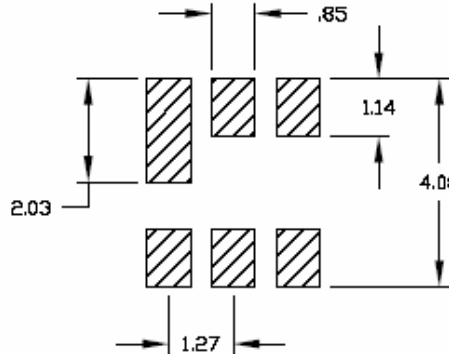
Note:

- 50 ohm single ended operation.
- Matching components are not required.

Package Outline



Suggested Footprint



Units: mm

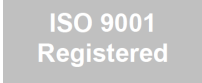
Tolerances are ± 0.15 mm expect where indicated.

Pad Configuration:

- Input: 1
- Output: 5
- Ground: 1, 3, 4, 6

Package Material:

- Body: Al₂O₃ ceraminc
- Lid: Kovar, Ni plated
- Terminations: Au plating 1µm min., over a 1.3 - 8.9µm Ni plating



All specifications are believed to be accurate and reliable. However, APITech reserves the right to make changes without notice.