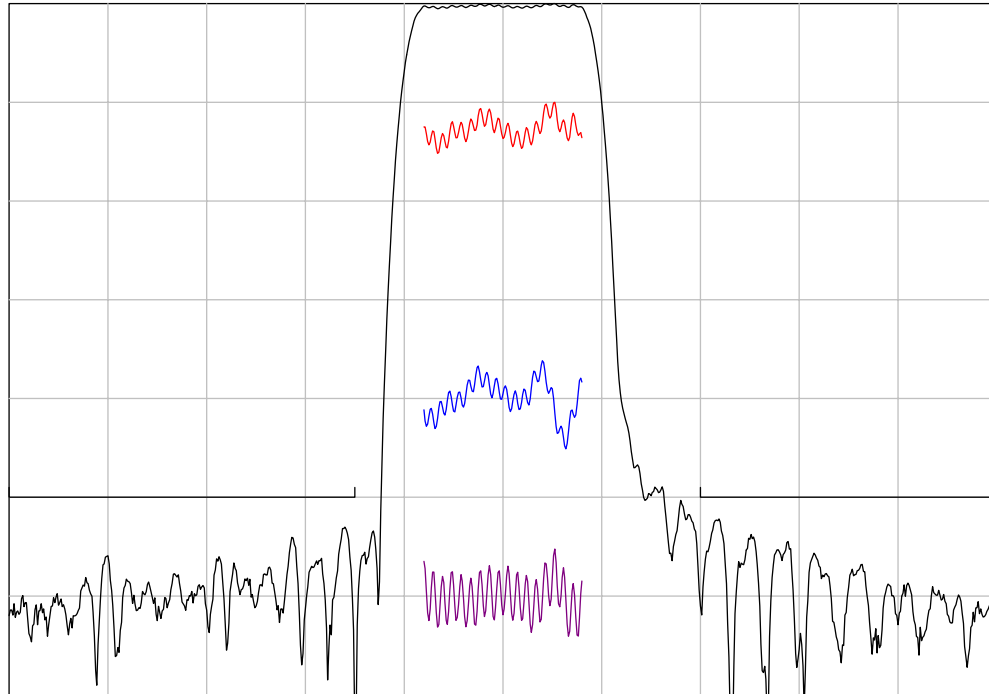


DESCRIPTION

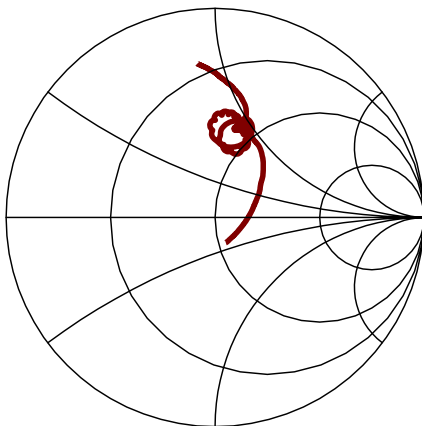
- 426 MHz SAW bandpass filter with 6.4 MHz bandwidth in 13.3 x 6.5 mm SMP.
- RoHS compliant.

TYPICAL PERFORMANCE

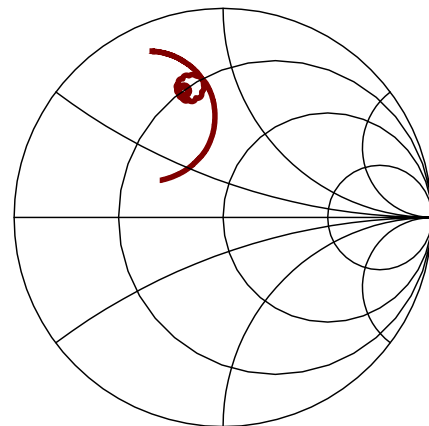


Horizontal: Frequency : 4 MHz/div
 Vertical from top: Relative Magnitude : 10 dB/div
 Relative Magnitude : 1 dB/div
 Phase Linearity : 6 deg/div
 Group Delay Deviation: 100 ns/dev

S11 (406 to 446 MHz)



S22 (406 to 446 MHz)



SPECIFICATION

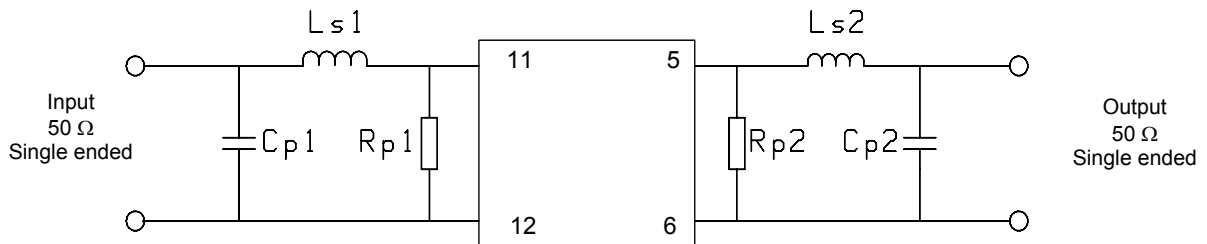
Parameter	Min	Typ	Max	Units
Nominal Center Frequency F_c	-	426	-	MHz
Minimum Insertion Loss	-	21	22.0	dB
Lower 1dB Band Edge ¹	-	422.45	422.80	MHz
Upper 1dB Band Edge ¹	429.20	429.28	-	MHz
Lower 3dB Band Edge ¹	-	422.24	422.50	MHz
Upper 3dB Band Edge ¹	429.50	429.58	-	MHz
Lower 40 dB Band Edge ¹	420.95	421.18	-	MHz
Upper 40 dB Band Edge ¹	-	430.84	431.05	MHz
Amplitude Variation (423 to 429 MHz)	-	0.7	1.0	dB p-p
Phase Linearity (423 to 429 MHz)	-	5.5	7.0	deg p-p
Group Delay Variation (423 to 429 MHz)	-	90	120	ns p-p
Absolute Delay	-	1.33	-	us
Relative Attenuation (100-420 MHz) ¹	50	53	-	dB
Relative Attenuation (434 to 500 MHz) ¹	50	53	-	dB
Substrate Material	Quartz			
Ambient Temperature	-	25	-	°C

Notes: 1. dB levels are defined relative to the insertion loss.

MAXIMUM RATINGS

Parameter	Min	Max	Units
Storage Temperature Range	-40	85	°C
Operating Temperature Range	10	70	°C
Input Power Level		10	dBm

MATCHING CIRCUIT



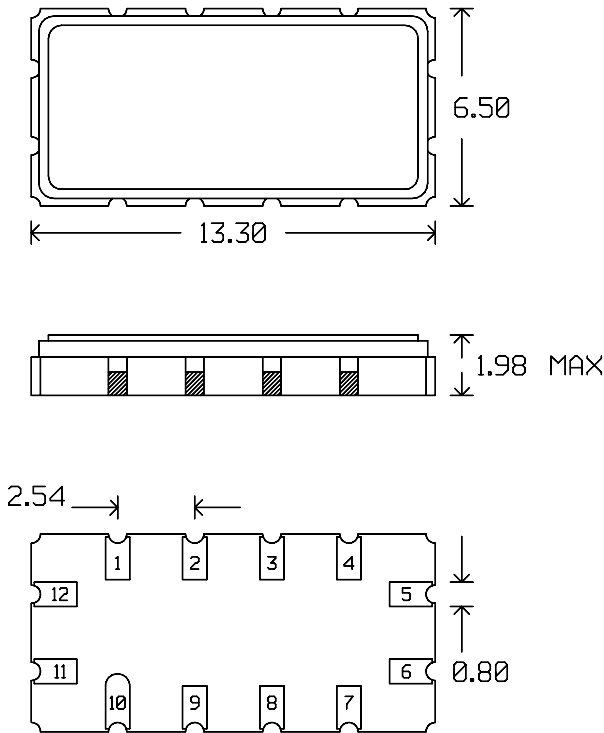
Typical component values:
(Minimum inductor Q = 40)

L_{s1}	=	22	nH	L_{s2}	=	15	nH
C_{p1}	=	15	pF	C_{p2}	=	27	pF
R_{p1}	=	6.8	K Ω	R_{p2}	=	6.8	K Ω

Notes:

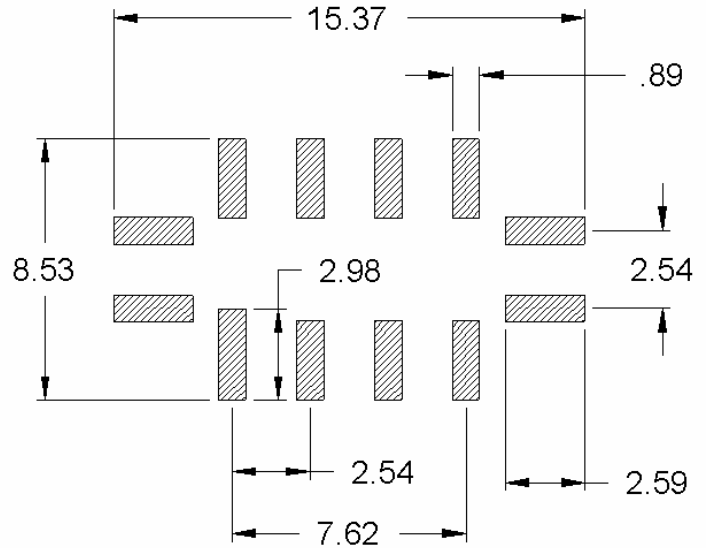
1. Recommend use of 2% tolerance matching components.
2. Component values may change depending on board layout.

PACKAGE OUTLINE



Package Material:
Body: Al_2O_3 ceramic
Lid: Kovar, Ni plated
Terminations: Au plating 1 μ m min,
over a 1.3-8.9 μ m Ni plating

SUGGESTED FOOTPRINT



Units: mm

Tolerances are ± 0.15 mm except for the overall length and width, which are nominal values.

Pad Configuration:

Input:	11
Input Return:	12
Output:	5
Output Return:	6
Ground:	1,2,3,5,7,8,9,10

ISO 9001
Registered

All specifications are believed to be accurate and reliable. However, Spectrum Microwave reserves the right to make changes without notice.
© 2010 All rights reserved.