

Equalizer Negative Slope

Models: EQ2301-XX

**0.5 - 18.0 GHz
Fixed**

Specifications

Electrical

Frequency Range: .5 - 18 GHz

Available Delta Slopes: 3 to 35dB

(Delta slope is relative to loss at 18 GHz)

Maximum Insertion Loss at 2 GHz:

- 3 - 6 dB: 1.5 dB
- 7 - 10 dB: 2.0 dB
- 11 - 15 dB: 2.5 dB
- 16 - 20 dB: 4.0 dB
- 21 - 25 dB: 5.0 dB
- 26 - 35 dB: 6.0 dB

Linearity: (Deviation from nominal delta slope) :

- 3 - 6 dB: ±0.75 dB
- 7 - 10 dB: ±1.0 dB
- 11 - 25 dB: ±10%
- 26 - 35 dB: ±4.0 dB

(Derated linearly to .5 watts@ +125°C)

VSWR: Input/Output 180:1 Max

Mechanical

Housing: Passivated Stainless Steel

SMA Connectors: Passivated Stainless Steel

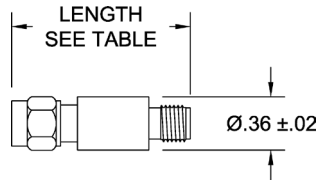
Mates with MIL-STD-348

Conductors: Gold Plated Beryllium Copper

Temperature Range:

- Operating: -54°C to +125°C
- Non-Operating: -65°C to +125°C

EQ2301-XX SMA Connectors

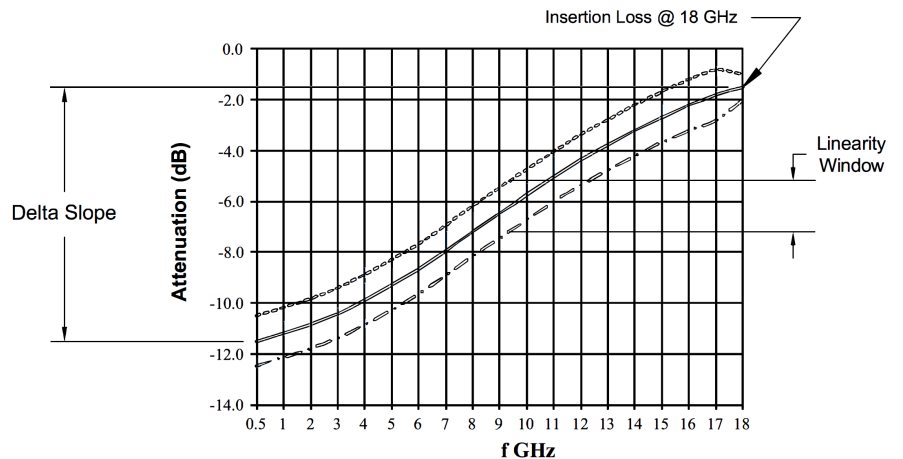


Units Are Bidirectional
Units Are RoHs Compliant

Connector Configuration	Overall Length Weight	
	3 - 20 dB	21 - 35 dB
Male/Female	1.205 ±.05 15 Grams Max.	1.575 ±.05 18 Grams Max.
Male/Male	1.330 ±.05 16 Grams Max.	1.705 ±.05 20 Grams Max.
Female/Female	1.060 ±.025 13 Grams Max.	1.445 ±.025 17 Grams Max.

Epoxy Sealed Connectors Available
Type N and TNC Connectors Available

Typical Specifications for an EQ2301-10



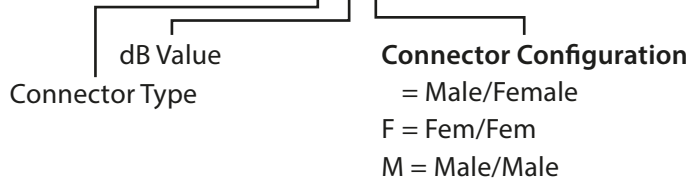
Equalizer Negative Slope

Models: EQ2301-XX

**0.5 - 18.0 GHz
Fixed**

How to Order:

Model Number: EQ2301Z-XXY



Ordering Examples:

Model Number: EQ2301-03

3 dB; SMA - Male/Fem

Model Number: EQ2301N-18F

18 dB; Type N - Fem/Fem

Note: Dimensions in Brackets are Expressed in Millimeters and are for Reference Only.

Design specifications are subject to change without notice.

Contact factory for technical specifications before purchasing or use.